




**Dhanlaxmi Bank Limited**  
**Balance Sheet as at March 31, 2024**

		(Rs. in '000)	
	Schedule No	As at March 31, 2024	As at March 31, 2023
<b>CAPITAL AND LIABILITIES</b>			
Capital	1	25,30,121	25,30,121
Reserves and Surplus	2	77,67,501	70,81,385
Deposits	3	14,29,03,085	13,35,16,494
Borrowings	4	29,90,350	49,23,785
Other Liabilities and Provisions	5	34,27,831	32,69,540
<b>TOTAL</b>		<b>15,96,18,888</b>	<b>15,13,21,325</b>
<b>ASSETS</b>			
Cash and Balances with Reserve Bank of India	6	76,00,328	83,63,373
Balances with Banks and Money at call and short notice	7	21,45,919	1,02,896
Investments	8	3,94,23,992	3,88,86,427
Advances	9	10,10,21,561	9,45,15,216
Fixed Assets	10	27,43,353	25,75,741
Other Assets	11	66,83,735	68,77,672
<b>TOTAL</b>		<b>15,96,18,888</b>	<b>15,13,21,325</b>
Contingent Liabilities	12	66,58,074	66,81,838
Bills for collection		30,83,430	30,02,642
Significant Accounting Policies	17		
Notes to financial Statements	18		
Schedules referred to above form an integral part of the Balance Sheet			

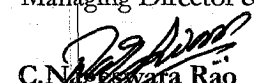
For and on behalf of Board of Directors


  
**K.N. Madhusoodanan**  
Part-Time Chairman

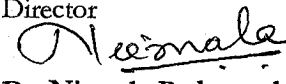
  
**Shivan J.K.**  
Managing Director & CEO

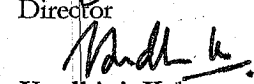
  
**G. Rajagopalan Nair**  
Director

  
**D.K. Kashyap**  
Director

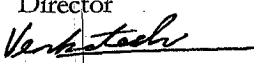
  
**C.N. Nagaraj Rao**  
Director


  
**Sreesankar Radhakrishnan**  
Director

  
**Dr. Nirmala Padmanabhan**  
Director

  
**Vardhini Kalyanaraman**  
Director


  
**Kavitha T.A.**  
Chief Financial Officer


  
**Venkatesh H.**  
Company Secretary

  
**John Varughese**  
General Manager

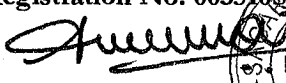
As per our Report of even Date


For Krishnamoorthy & Krishnamoorthy,  
Chartered Accountants, Firm Registration No.  
001488S

  
**CA. KJ Narayanan, Partner,**  
Membership No. 202844  
VDIN: 24202844BKBEH46209



For Sagar & Associates,  
Chartered Accountants, Firm  
Registration No. 003510S & ASSOCIATES



  
**CA. B Aruna, Partner**  
Membership No. 216454  
VDIN: 24216454BKDAYL1895




Place: Thrissur.  
Date: 22nd May 2024



<b>DHANLAXMI BANK LIMITED</b>		
<b>Schedules to the Financial Statements for the year ended March, 2024</b>		
	(Rs. in '000)	
	As at March 31, 2024	As at March 31, 2023
<b>SCHEDULE 1 - CAPITAL</b>		
<b>Authorised Capital</b>		
50,00,00,000 Equity Shares of Rs.10 each (Previous Year		
40,00,00,000 Equity Shares of Rs.10 each)	50,00,000	40,00,000
<b>Issued,Subscribed and Paid up Capital</b>		
253012084 Equity Shares of Rs.10 each (Previous Year		
253012084 Equity Shares of Rs.10 each)	25,30,121	25,30,121
<b>Total</b>	<b>25,30,121</b>	<b>25,30,121</b>



DHANLAXMI BANK LIMITED		(Rs. in '000)	
Schedules to the Financial Statements for the year ended March, 2024		As at	As at
		March 31, 2024	March 31, 2023
<b>SCHEDULE 2 - RESERVES AND SURPLUS</b>			
<b>I. STATUTORY RESERVES</b>			
Opening Balance		13,03,814	11,80,064
Additions during the year		1,44,560	1,23,750
<b>Total</b>		<b>14,48,374</b>	<b>13,03,814</b>
<b>II. CAPITAL RESERVES</b>			
a) Revaluation Reserve			
Opening Balance		16,01,036	13,80,676
Additions during the Year		-	2,25,751
Deductions during the year		(7,354)	(5,391)
<b>Sub total</b>		<b>15,93,682</b>	<b>16,01,036</b>
b) Capital Reserve			
Opening Balance		7,32,661	7,32,661
Additions during the year		2,136	-
<b>Sub total</b>		<b>7,34,797</b>	<b>7,32,661</b>
<b>Total (a+b)</b>		<b>23,28,479</b>	<b>23,33,697</b>
<b>III. SHARE PREMIUM ACCOUNT</b>			
Opening Balance		1,00,54,482	1,00,54,482
Additions during the year		-	-
<b>Total</b>		<b>1,00,54,482</b>	<b>1,00,54,482</b>
<b>IV. REVENUE AND OTHER RESERVES</b>			
a) Revenue Reserve			
Opening Balance		8,09,724	9,12,230
Transfer of depreciation on revaluation		7,354	5,391
Deferred provision for fraud accounts		1,07,897	(1,07,897)
<b>Sub total</b>		<b>9,24,975</b>	<b>8,09,724</b>
b) Investment Fluctuation Reserve			
Opening Balance		2,50,390	2,50,390
Additions during the year		28,122	-
<b>Sub total</b>		<b>2,78,512</b>	<b>2,50,390</b>
c) Investment Reserve			
Opening Balance		1,57,386	1,57,386
Additions during the year		1,27,714	-
<b>Sub total</b>		<b>2,85,100</b>	<b>1,57,386</b>
d) Special Reserve U/s 36(1)(viii) of Income Tax Act, 1961			
Opening Balance		59,857	59,857
Additions during the year		-	-
<b>Sub total</b>		<b>59,857</b>	<b>59,857</b>
<b>Total (a+b+c+d)</b>		<b>15,48,444</b>	<b>12,77,357</b>
<b>V. BALANCE IN PROFIT AND LOSS ACCOUNT</b>			
		(76,12,278)	(78,87,965)
<b>Grand Total</b>		<b>77,67,501</b>	<b>70,81,385</b>



<b>DHANLAXMI BANK LIMITED</b>		(Rs. in '000)	
Schedules to the Financial Statements for the year ended March, 2024			
		As at March 31, 2024	As at March 31, 2023
<b>SCHEDULE 3 - DEPOSITS</b>			
<b>A</b>	<b>I. Demand Deposits</b>		
	(i). From Banks	51,021	60,108
	(ii). From Others	84,32,779	75,82,117
		<b>84,83,800</b>	<b>76,42,225</b>
	<b>II. Savings Bank Deposits</b>	<b>3,53,30,581</b>	<b>3,49,54,159</b>
	<b>III. Term Deposits</b>		
	(i). From Banks	72,518	70,000
	(ii). From Others	9,90,16,186	9,08,50,109
		<b>9,90,88,704</b>	<b>9,09,20,109</b>
	<b>Total</b>	<b>14,29,03,085</b>	<b>13,35,16,494</b>
<b>B</b>	<b>I. Deposits of Branches in India</b>	14,29,03,085	13,35,16,494
	<b>II. Deposits of Branches outside India</b>	-	-
	<b>Total</b>	<b>14,29,03,085</b>	<b>13,35,16,494</b>
<b>SCHEDULE 4 - BORROWINGS</b>			
<b>I.</b>	<b>Borrowings in India</b>		
	(i). Reserve Bank of India	-	-
	(ii). Other Banks	-	-
	(iii). Other Institutions and Agencies*	14,90,350	34,23,785
	(iv) Capital Instruments		
	(a) Upper Tier II bonds	-	-
	(b) Lower Tier II bonds	15,00,000	15,00,000
	<b>Total</b>	<b>29,90,350</b>	<b>49,23,785</b>
<b>II.</b>	<b>Borrowings Outside India</b>	-	-
	<b>Total</b>	<b>29,90,350</b>	<b>49,23,785</b>
	*Secured borrowings under Triparty repo, market repurchase with financial institutions included above	14,90,350	34,23,785





<b>DHANLAXMI BANK LIMITED</b>		
Schedules to the Financial Statements for the year ended March, 2024		
	(Rs. in '000)	
	As at March 31, 2024	As at March 31, 2023
<b>SCHEDULE 5 - OTHER LIABILITIES AND PROVISIONS</b>		
I. Bills Payable	1,73,000	2,70,374
II. Inter Office Adjustments (Net)	-	-
III. Interest accrued	2,63,462	2,78,684
IV. Others (including Provisions)*	29,91,369	27,20,481
*Includes prudential provision for standard assets of Rs. 430693 thousands (Previous Year Rs. 589462 thousands)		
<b>Total</b>	<b>34,27,831</b>	<b>32,69,540</b>
<b>SCHEDULE 6 - CASH AND BALANCES WITH RESERVE BANK OF INDIA</b>		
I. Cash on Hand (including foreign currency notes)	10,60,649	10,51,031
II. Balances with Reserve Bank of India		
(a). In current accounts	65,39,679	64,12,342
(b). In other accounts	-	9,00,000
	<b>65,39,679</b>	<b>73,12,342</b>
<b>Total</b>	<b>76,00,328</b>	<b>83,63,373</b>
<b>SCHEDULE 7 - BALANCES WITH BANKS AND MONEY AT CALL AND SHORT NOTICE</b>		
I. <b>In India</b>		
(i) Balances with Banks :		
(a). In current accounts	25,534	27,601
(b). In other deposit accounts	-	-
	<b>25,534</b>	<b>27,601</b>
(ii) Money at Call and Short Notice		
(a). With banks	-	-
(b). With other institutions	19,99,975	-
	19,99,975	-
<b>Total</b>	<b>20,25,509</b>	<b>27,601</b>
II. <b>Outside India</b>		
(i). In current account	1,20,410	75,295
(ii). In other deposit accounts	-	-
(iii). Money at Call and Short Notice	-	-
<b>Total</b>	<b>1,20,410</b>	<b>75,295</b>
<b>Grand Total (I and II)</b>	<b>21,45,919</b>	<b>1,02,896</b>





DHANLAXMI BANK LIMITED		(Rs. in '000)	
Schedules to the Financial Statements for the year ended March, 2024		As at	As at
		March 31, 2024	March 31, 2023
<b>SCHEDULE 8 - INVESTMENTS</b>			
<b>A</b>	<b>Investments in India in</b>		
	(i). Government Securities	3,44,52,553	3,31,65,184
	(ii). Other Approved securities	-	-
	(iii). Shares	1,87,048	1,99,812
	(iv). Debentures and Bonds	45,26,068	55,08,153
	(v). Subsidiaries and/or Joint Ventures	-	-
	(vi). Others @	2,58,323	13,277
	<b>Total</b>	<b>3,94,23,992</b>	<b>3,88,86,427</b>
<b>B</b>	<b>Investments outside India</b>	-	-
	<b>Grand Total (A + B)</b>	<b>3,94,23,992</b>	<b>3,88,86,427</b>
<b>C</b>	<b>(i) Gross Value of Investments</b>		
	(a) In India	4,09,50,723	4,03,66,231
	(b) Outside India	-	-
	<b>Total</b>	<b>4,09,50,723</b>	<b>4,03,66,231</b>
	<b>(ii) Depreciation/Provision for Investments</b>		
	(a) In India	15,26,731	14,79,804
	(b) Outside India	-	-
	<b>Total</b>	<b>15,26,731</b>	<b>14,79,804</b>
	<b>(iii) Net Value of Investments</b>		
	(a) In India	3,94,23,992	3,88,86,427
	(b) Outside India	-	-
	<b>Total</b>	<b>3,94,23,992</b>	<b>3,88,86,427</b>
	<b>@ Comprises of</b>		
	<b>Particulars</b>		
	Security Receipts	13,277	13,277
	Certificate of Deposits	2,45,045	-
		<b>2,58,323</b>	<b>13,277</b>



<b>DHANLAXMI BANK LIMITED</b>		(Rs. in '000)	
Schedules to the Financial Statements for the year ended March, 2024			
		As at	As at
		March 31, 2024	March 31, 2023
<b>SCHEDULE 9 - ADVANCES</b>			
<b>A</b>	(i) Bills Purchased and discounted	9,99,707	4,19,086
	(ii) Cash Credits, Overdrafts and Loans repayable on Demand	1,13,59,284	1,20,33,431
	(iii) Term Loans	8,86,62,571	8,20,62,699
	<b>Total</b>	<b>10,10,21,562</b>	<b>9,45,15,216</b>
<b>B</b>	(i) Secured by Tangible assets (Includes advances against book debts)	9,70,72,612	9,11,91,704
	(ii) Covered by Bank/Govt Guarantee	-	-
	(iii) Unsecured	39,48,949	33,23,512
	<b>Total</b>	<b>10,10,21,561</b>	<b>9,45,15,216</b>
<b>C</b>	<b>I. ADVANCES IN INDIA</b>		
	(i) Priority sectors	5,28,76,899	4,80,45,063
	(ii) Public Sector	41,40,411	55,49,380
	(iii) Banks	-	-
	(iv) Others	4,40,04,251	4,09,20,773
	<b>Total</b>	<b>10,10,21,561</b>	<b>9,45,15,216</b>
	<b>II ADVANCES OUTSIDE INDIA</b>	-	-
	<b>Grand Total (C I and C II)</b>	<b>10,10,21,561</b>	<b>9,45,15,216</b>



DHANLAXMI BANK LIMITED		(Rs. in '000)	
Schedules to the Financial Statements for the year ended March, 2024		As at	As at
		March 31, 2024	March 31, 2023
<b>SCHEDULE 10 - FIXED ASSETS</b>			
<b>A</b>	<b>Premises</b>		
	<b>Gross Block</b>		
	As at the beginning of the year	22,57,135	19,96,905
	Additions during the year due to revaluation of Premises		2,58,998
	Additions/Adjustments during the year	-	1,232
	Deductions during the year	-	-
	At the end of the year	<b>22,57,135</b>	<b>22,57,135</b>
	<b>Depreciation</b>		
	As at the beginning of the year	4,13,429	3,69,756
	Additions during the year due to revaluation of Premises	-	33,248
	Charge for the year	12,362	10,425
	Deductions during the year	-	-
	Depreciation to date	4,25,791	4,13,429
	<b>Net Block</b>	<b>18,31,344</b>	<b>18,43,706</b>
<b>B</b>	<b>Other Fixed Assets (includes Furniture and Fixture and Computers)</b>		
	<b>Gross Block</b>		
	As at the beginning of the year	27,43,265	25,38,561
	Additions/Adjustments during the year	4,07,980	2,83,542
	Deductions during the year	37,482	78,838
	At the end of the year	<b>31,13,763</b>	<b>27,43,265</b>
	<b>Depreciation</b>		
	As at the beginning of the year	20,78,383	19,55,709
	Charge for the year	2,38,407	2,00,649
	Deductions during the year	36,812	77,975
	Depreciation to date	22,79,978	20,78,383
	<b>Net Block</b>	<b>8,33,785</b>	<b>6,64,882</b>
<b>C</b>	<b>Capital Work In progress</b>	<b>78,224</b>	<b>67,153</b>
	<b>Total (A+B+C)</b>	<b>27,43,353</b>	<b>25,75,741</b>




**DHANLAXMI BANK LIMITED**

Schedules to the Financial Statements for the year ended March, 2024

(Rs. in '000)

	As at March 31, 2024	As at March 31, 2023
<b>SCHEDULE 11 - OTHER ASSETS</b>		
I. Inter Office Adjustments (Net)	5,816	5,894
II. Interest Accrued	20,37,048	18,37,920
III. Tax paid in advance and Tax Deducted at Source (net of provisions)	5,97,363	5,14,313
IV. Deferred Tax Asset	5,77,199	6,91,194
V. Stationery and stamps	6,719	5,392
VI. Non Banking Assets acquired in satisfaction of claims	11,228	11,228
VII. Others*	34,48,362	38,11,731
<b>Total</b>	<b>66,83,735</b>	<b>68,77,672</b>
*Includes deposits placed with NABARD, SIDBI, NHB and Mudra amounting to Rs.2369082 thousands (Previous year Rs. 2553645 thousands)		
<b>SCHEDULE 12 - CONTINGENT LIABILITIES</b>		
I. Claims against the bank not acknowledged as debts	3,87,724	3,84,796
II. Liabilities on account of outstanding forward exchange contracts	11,86,044	12,80,314
III. Guarantees given on behalf of constituents in India	38,21,382	39,03,799
IV. Acceptance endorsements and other obligations	53,882	49,780
V. Other items for which Bank is contingently liable	12,09,042	10,63,149
i) Amount transferred to DEAF	8,76,735	
ii) Disputed Tax Liability	2,04,824	
iii) Estimated amount of contracts remaining to be executed on capital account and not provided for	1,27,483	
<b>Total</b>	<b>66,58,074</b>	<b>66,81,838</b>



**Dhanlaxmi Bank Limited**  
**Profit & Loss Account for the year ended March 31, 2024**

(Rs. in '000)

	Schedule No	Year ended March 31, 2024	Year ended March 31, 2023
<b>INCOME</b>			
Interest Earned	13	1,20,69,906	1,07,12,371
Other Income	14	15,25,595	7,45,170
<b>Total</b>		<b>1,35,95,501</b>	<b>1,14,57,541</b>
<b>EXPENDITURE</b>			
Interest expended	15	74,85,389	59,54,838
Operating Expenses	16	54,17,495	42,70,666
Provisions and Contingencies		1,14,398	7,38,412
<b>Total</b>		<b>1,30,17,282</b>	<b>1,09,63,916</b>
<b>Profit/Loss</b>			
Net Profit/(Loss) for the year		5,78,219	4,93,625
Profit / (Loss)brought forward		(78,87,965)	(82,57,840)
<b>Total</b>		<b>(73,09,746)</b>	<b>(77,64,215)</b>
<b>Appropriations</b>			
Transfer to Statutory Reserve		1,44,560	1,23,750
Transfer to Capital Reserve		2,136	-
Transfer to Investment Reserve Account		1,27,714	-
Transfer to Investment Fluctuation Reserve Account		28,122	-
Balance carried over to Balance Sheet		(76,12,278)	(78,87,965)
<b>Total</b>		<b>(73,09,746)</b>	<b>(77,64,215)</b>
<b>Earnings Per Share (in Rupees)</b>			
Basic EPS		2.29	1.95
Diluted EPS		2.29	1.95
Face value per Share		10.00	10.00
Significant Accounting Policies	17		
Notes to financial Statements	18		
Schedules referred to above form an integral part of the Profit and Loss account			

For and on behalf of Board of Directors

**K.N Madhusoodanan**  
Part-Time Chairman

**D K Kashyap**  
Director

**Dr. Nirmala Padmanabhan**  
Director

**Kavitha T A**  
Chief Financial Officer

As per our Report of even Date

For **Krishnamoorthy & Krishnamoorthy,**  
Chartered Accountants, Firm Registration  
No. 001488S

**CA. K J Narayanan, Partner,**  
Membership No. 202844  
UDIN: 24202844RVRBEHE6209

**Shivan J K**  
Managing Director & CEO

**C.Nageswara Rao**  
Director

**Vardhini Kalyaniataman**  
Director

**Venkatesh H**  
Company Secretary




**G. Rajagopalan Nair**  
Director

**Sreesankar Radhakrishnan**  
Director

**John Varughese**  
General Manager

For **Sagar & Associates,**  
Chartered Accountants, Firm  
Registration No. 003510S

**CA. B Aruna, Partner**  
Membership No. 216454



**DHANLAXMI BANK LIMITED**

Schedules to the Financial Statements for the year ended March 31, 2024

(Rs. in '000)

	Year ended March 31, 2024	Year ended March 31, 2023
<b>SCHEDULE 13 - INTEREST EARNED</b>		
I. Interest/Discount on Advances/bills	96,24,500	82,54,236
II. Income on Investments	22,06,214	23,51,049
III. Interest on balance with Reserve Bank of India and other inter Bank funds	72,645	25,228
IV. Others	1,66,547	81,858
<b>Total</b>	<b>1,20,69,906</b>	<b>1,07,12,371</b>
<b>SCHEDULE 14 - OTHER INCOME</b>		
I. Commission, Exchange and Brokerage	69,720	63,898
II. Profit/(Loss) on sale of Investments (Net)	(22,899)	(23,550)
III. Profit/ (Loss) on revaluation of Investments	2,13,146	(4,00,772)
IV. Profit/(Loss) on sale of land, building and other Assets (Net)	2,524	7,669
V. Profit / (Loss) on exchange transactions (Net)	10132	26207
VI. Income from Insurance	1,22,354	1,54,188
VII. Miscellaneous Income*	11,30,618	9,17,530
<b>Total</b>	<b>15,25,595</b>	<b>7,45,170</b>
<i>*Includes</i>		
<i>Processing Charges</i>	1,87,290	1,78,787
<i>Amount written off since recovered</i>	3,01,815	1,39,416
<i>Income from ATM</i>	1,09,609	1,14,684
<b>SCHEDULE 15 - INTEREST EXPENDED</b>		
I. Interest on Deposits	72,59,011	56,81,576
II. Interest on Reserve Bank of India/Inter bank borrowings	60,926	1,08,262
III. Others	1,65,452	1,65,000
<b>Total</b>	<b>74,85,389</b>	<b>59,54,838</b>
<b>SCHEDULE 16 - OPERATING EXPENSES</b>		
I. Payments to and Provisions for Employees	33,11,996	24,72,537
II. Rent, Taxes and Lighting	4,97,097	4,68,393
III. Printing and Stationery	28,957	24,436
IV. Advertisement and Publicity	11,489	9,537
V. Depreciation to Bank's property	2,50,769	2,11,074
VI. Directors Fees, Allowances and Expenses	13,529	6,979
VII. Auditors' Fees and Expenses (including Branch Auditors)	13,152	11,216
VIII. Law charges	21,664	28,524
IX. Postages, Telegrams, Telephones etc	60,997	53,241
X. Repairs and Maintenance	2,95,432	2,34,824
XI. Insurance	2,16,165	1,93,467
XII. Other Expenditure	6,96,248	5,56,438
<b>Total</b>	<b>54,17,495</b>	<b>42,70,666</b>




**DHANLAXMI BANK LIMITED**

Schedules to the Financial Statements for the year ended March 31, 2024

(Rs. in '000)

**PROVISIONS & CONTINGENCIES**



I. Provision for NPA (incl BDW)	(1,07,899)	9,45,679
II. Provision for Standard Assets	37,800	48,400
III. Provision for Restructured Advances	(1,99,327)	(61,715)
IV. Provision for NPI	2,60,072	(35,007)
V. Provision for Income Tax/ Wealth Tax	12,563	12,372
VI. Provision for Deferred Tax	1,13,995	(1,89,862)
VII. Provision for Fraud	-	11,621
VIII. Provision for Unhedged Forex Exposure	9,605	(433)
IX. Other Provisions	(12,411)	7,357
<b>Total</b>	<b>1,14,398</b>	<b>7,38,412</b>



**Dhanlaxmi Bank Limited**  
**Cash Flow Statement for the year ended March 31, 2024**

(Rs. in '000)


Particulars	Year ended	Year ended
	March 31, 2024	March 31, 2023
<b>Cash flow from operating activities</b>		
Net profit before income tax	7,04,777	3,16,135
<b>Adjustments for :</b>		
Depreciation on fixed assets net of reversal of revaluation reserve	2,50,769	2,11,074
Depreciation on Investments	(2,13,146)	4,00,772
Amortization of premia on investments	2,07,341	2,03,554
Amortization of Deferred Employee Benefits	85,756	28,585
Loan Loss provisions including write off	(1,07,899)	9,45,679
Provision against standard assets	37,800	48,400
Provision for NPA (Investments)	2,60,072	(35,007)
Provision for restructured assets	(1,99,327)	(61,715)
Provision for fraud	-	11,621
(Profit)/ Loss on sale of fixed assets	(2,524)	(7,669)
Provision for unhedged Forex Exposure	9,605	(433)
<b>Adjustments for :</b>		
(Increase)/ Decrease in Investments (excluding Held to Maturity Investments)	(23,14,742)	16,97,536
(Increase)/ Decrease in Advances	(60,91,222)	(1,40,87,241)
Increase / (Decrease) in Borrowings	(19,33,435)	34,23,785
Increase/ (Decrease) in Deposits	93,86,591	94,87,594
(Increase) / Decrease in Other assets	52,110	(2,01,217)
Increase/ (Decrease) in Other liabilities and provisions	1,10,886	(2,18,757)
Direct taxes paid (net of refunds)	(70,487)	1,260
<b>Net cash flow from/ (used in) operating activities</b>	<b>1,72,925</b>	<b>21,63,956</b>
<b>Cash flows from investing activities</b>		
Purchase of fixed assets	(4,19,051)	(3,51,927)
Proceeds from sale of fixed assets	3,194	8,533
(Increase)/ Decrease in Held to Maturity Investments	15,22,910	(7,12,700)
<b>Net cash flow from/ (used in) investing activities</b>	<b>11,07,053</b>	<b>(10,56,094)</b>
<b>Cash flows from financing activities</b>	-	-
<b>Net increase/ (decrease) in cash and cash equivalents</b>	<b>12,79,978</b>	<b>11,07,862</b>
Cash and cash equivalents at the beginning of the period	84,66,269	73,58,407
Cash and cash equivalents as at the end of the period	97,46,247	84,66,269




Note:

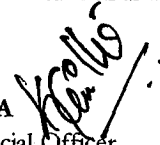
Components of Cash and Cash Equivalents as at:	31.03.2024	31.03.2023
Cash and Balance with Reserve Bank of India (RBI)	76,00,328	83,63,373
Balances with Banks and Money at Call and Short Notice	21,45,919	1,02,896
<b>Total</b>	<b>97,46,247</b>	<b>84,66,269</b>


For and on behalf of Board of Directors

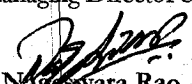
  
K.N Madhusoodanan  
Part Time Chairman


  
D K Kashyap  
Director

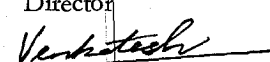
  
Dr. Nirmala Padmanabhan  
Director

  
Kavitha T A  
Chief Financial Officer


  
Shivan J K  
Managing Director & CEO


  
C.Nageswara Rao  
Director

  
Vardhini Kalyanaraman  
Director

  
Venkatesh H  
Company Secretary


  
G. Rajagopalan Nair  
Director

  
Sreesankar Radhakrishnan  
Director

  
John Varughese  
General Manager

As per our Report of even Date


For Krishnamoorthy & Krishnamoorthy,  
Chartered Accountants, Firm Registration  
No. 001488S

  
CA. K J Narayanan, Partner,  
Membership No. 202844


UDIN: 242202844BKBEHF6209



For Sagar & Associates,  
Chartered Accountants, Firm  
Registration No. 003510S

  
CA. B Aruna, Partner  
Membership No. 216454

UDIN: 24216454BKDAVL1895



Place: Thrissur.

Date :22nd May 2024

